

ISSN (ONLINE) : 2045-8711

ISSN (PRINT) : 2045-869X

**INTERNATIONAL JOURNAL OF INNOVATIVE
TECHNOLOGY & CREATIVE ENGINEERING**

October 2023

Vol - 13 No - 10

@IJITCE Publication

UK: Managing Editor

International Journal of Innovative Technology and Creative Engineering
1a park lane,
Cranford
London
TW59WA
UK

USA: Editor

International Journal of Innovative Technology and Creative Engineering
Dr. Arumugam
Department of Chemistry
University of Georgia
GA-30602, USA.

India: Editor

International Journal of Innovative Technology & Creative Engineering
36/4 12th Avenue,
1st cross St,
Vaigai Colony
Ashok Nagar
Chennai, India 600083

Email: editor@ijitce.co.uk

www.ijitce.co.uk

IJITCE PUBLICATION

***International Journal of Innovative
Technology & Creative Engineering***

Vol.13 No.10

October 2023



www.ijitce.co.uk

Dear Researcher,

Greetings!

Articles in this issue discusses about study endeavours to recent trends in E-Banking.

We look forward many more new technologies in the next month.

Thanks,
Editorial Team
IJITCE

Editorial Members

Dr. Chee Kyun Ng Ph.D

Department of Computer and Communication Systems,
Faculty of Engineering,Universiti Putra Malaysia,UPMSerdang, 43400 Selangor,Malaysia.

Dr. Simon SEE Ph.D

Chief Technologist and Technical Director at Oracle Corporation, Associate Professor (Adjunct) at Nanyang Technological University
Professor (Adjunct) at ShanghaiJiaotong University, 27 West Coast Rise #08-12,Singapore 127470

Dr. sc.agr. Horst Juergen SCHWARTZ Ph.D,

Humboldt-University of Berlin, Faculty of Agriculture and Horticulture, A Sternplatz 2a, D-12203 Berlin, Germany

Dr. Marco L. Bianchini Ph.D

Italian National Research Council; IBAF-CNR, Via Salaria km 29,300, 00015 Monterotondo Scalo (RM), Italy

Dr. Nijad Kabbara Ph.D

Marine Research Centre / Remote Sensing Centre/ National Council for Scientific Research,
P. O. Box: 189 Jounieh, Lebanon

Dr. Aaron Solomon Ph.D

Department of Computer Science,
National Chi Nan University, No. 303, University Road, Puli Town, Nantou County 54561, Taiwan

Dr. Arthanarice. A. M M.Sc., M.Phil., M.S., Ph.D

Director - Bharathidasan School of Computer Applications, Ellispettai, Erode, Tamil Nadu, India

Dr. Takaharu KAMEOKA, Ph.D

Professor, Laboratory of Food,
Environmental & Cultural Informatics Division of Sustainable Resource Sciences,
Graduate School of Bioresources, Mie University, 1577 Kurimamachiya-cho, Tsu, Mie, 514-8507, Japan

Dr. M. Sivakumar M.C.A., ITIL, PRINCE2, ISTQB, OCP, ICP. Ph.D.

Technology Architect, Healthcare and Insurance Industry, Chicago, USA

Dr. Bulent Acma Ph.D

Anadolu University,
Department of Economics, Unit of Southeastern Anatolia Project (GAP), 26470 Eskisehir, TURKEY

Dr. Selvanathan Arumugam Ph.D

Research Scientist, Department of Chemistry, University of Georgia, GA-30602, USA.

Dr. S. Prasath Ph.D

Assistant Professor, School of Computer Science, VET Institute of Arts & Science (Co-Edu) College, Erode, Tamil Nadu, India

Dr. P. Periyasamy, M.C.A., M.Phil., Ph.D.

Associate Professor, Department of Computer Science and Applications, SRM Trichy Arts and Science College, SRM Nagar, Trichy - Chennai Highway, Near Samayapuram, Trichy - 621 105,

Mr. V N Prem Anand

Secretary, Cyber Society of India

Review Board Members

Dr. Rajaram Venkataraman

Chief Executive Officer, Vel Tech TBI || Convener, FICCI TN State Technology Panel || Founder, Navya Insights || President, SPIN Chennai

Dr. Paul Koltun

Senior Research Scientist LCA and Industrial Ecology Group, Metallic & Ceramic Materials, CSIRO Process Science & Engineering Private Bag 33, Clayton South MDC 3169, Gate 5 Normanby Rd., Clayton Vic. 3168, Australia

Dr. Zhiming Yang MD., Ph. D.

Department of Radiation Oncology and Molecular Radiation Science, 1550 Orleans Street Rm 441, Baltimore MD, 21231, USA

Dr. Jifeng Wang

Department of Mechanical Science and Engineering, University of Illinois at Urbana-Champaign Urbana, Illinois, 61801, USA

Dr. Giuseppe Baldacchini

ENEA - Frascati Research Center, Via Enrico Fermi 45 - P.O. Box 65, 00044 Frascati, Roma, ITALY.

Dr. Mutamed Turki Nayef Khatib

Assistant Professor of Telecommunication Engineering, Head of Telecommunication Engineering Department, Palestine Technical University (Kadoorie), Tul Karm, PALESTINE.

Dr. P. Uma Maheswari

Prof & Head, Department of CSE/IT, INFO Institute of Engineering, Coimbatore.

Dr. T. Christopher, Ph.D.,

Assistant Professor & Head, Department of Computer Science, Government Arts College (Autonomous), Udumalpet, India.

Dr. T. DEVI Ph.D. Engg. (Warwick, UK),

Head, Department of Computer Applications, Bharathiar University, Coimbatore-641 046, India.

Dr. Renato J. Orsato

Professor at FGV-EAESP, Getulio Vargas Foundation, São Paulo Business School, Rualtapeva, 474 (8° andar), 01332-000, São Paulo (SP), Brazil
Visiting Scholar at INSEAD, INSEAD Social Innovation Centre, Boulevard de Constance, 77305 Fontainebleau - France

Y. Benal Yurtlu

Assist. Prof. Ondokuz Mayıs University

Dr. Sumeer Gul

Assistant Professor, Department of Library and Information Science, University of Kashmir, India

Dr. Chutima Boonthum-Denecke, Ph.D

Department of Computer Science, Science & Technology Bldg., Rm 120, Hampton University, Hampton, VA 23688

Dr. Renato J. Orsato

Professor at FGV-EAESP, Getulio Vargas Foundation, São Paulo Business School Rualtapeva, 474 (8° andar), 01332-000, São Paulo (SP), Brazil

Dr. Lucy M. Brown, Ph.D.

Texas State University, 601 University Drive, School of Journalism and Mass Communication, OM330B, San Marcos, TX 78666

Javad Robati

Crop Production Department, University of Maragheh, Golshahr, Maragheh, Iran

Vinesh Sukumar (PhD, MBA)

Product Engineering Segment Manager, Imaging Products, Aptina Imaging Inc.

Dr. Binod Kumar PhD (CS), M.Phil. (CS), MIAENG, MIEEE

Professor, JSPM's Rajarshi Shahu College of Engineering, MCA Dept., Pune, India.

Dr. S. B. Warkad

Associate Professor, Department of Electrical Engineering, Priyadarshini College of Engineering, Nagpur, India

Dr. doc. Ing. Rostislav Choteborský, Ph.D.

Katedra materiálu a strojírenské technologie Technická fakulta, Česká zemědělská univerzita v Praze, Kamýcká 129, Praha 6, 165 21

Dr. Paul Koltun

Senior Research Scientist LCA and Industrial Ecology Group, Metallic & Ceramic Materials, CSIRO Process Science & Engineering Private Bag 33, Clayton South MDC 3169, Gate 5 Normanby Rd., Clayton Vic. 3168

DR. Chutima Boonthum-Denecke, Ph.D

Department of Computer Science, Science & Technology Bldg., Hampton University, Hampton, VA 23688

Mr. Abhishek Taneja B.sc(Electronics), M.B.E, M.C.A., M.Phil.,

Assistant Professor in the Department of Computer Science & Applications, at Dronacharya Institute of Management and Technology, Kurukshetra, (India).

Dr. Ing. Rostislav Chotěborský, ph.d,

Katedra materiálu a strojírenské technologie, Technická fakulta, Česká zemědělská univerzita v Praze, Kamýcká 129, Praha 6, 165 21

Dr. Amala Vijaya Selvi Rajan, B.sc, Ph.d,

Faculty – Information Technology Dubai Women’s College – Higher Colleges of Technology, P.O. Box – 16062, Dubai, UAE

Naik Nitin Ashokrao B.sc, M.Sc

Lecturer in Yeshwant Mahavidyalaya Nanded University

Dr. A. Kathirvell, B.E, M.E, Ph.D, MISTE, MIACSIT, MENG

Professor - Department of Computer Science and Engineering, Tagore Engineering College, Chennai

Dr. H. S. Fadewar B.sc, M.sc, M.Phil., ph.d, PGDBM, B.Ed.

Associate Professor - Sinhgad Institute of Management & Computer Application, Mumbai-Bangalore Western Express Way Narhe, Pune - 41

Dr. David Batten

Leader, Algal Pre-Feasibility Study, Transport Technologies and Sustainable Fuels, CSIRO Energy Transformed Flagship Private Bag 1, Aspendale, Vic. 3195, AUSTRALIA

Dr R C Panda

(M.Tech & PhD (IITM)); Ex-Faculty (Curtin Univ Tech, Perth, Australia) Scientist CLRI (CSIR), Adyar, Chennai - 600 020, India

Miss Jing He

PH.D. Candidate of Georgia State University, 1450 Willow Lake Dr. NE, Atlanta, GA, 30329

Jeremiah Neubert

Assistant Professor, Mechanical Engineering, University of North Dakota

Hui Shen

Mechanical Engineering Dept, Ohio Northern Univ.

Dr. Xiangfa Wu, Ph.D.

Assistant Professor / Mechanical Engineering, NORTH DAKOTA STATE UNIVERSITY

Seraphin Chally Abou

Professor, Mechanical & Industrial Engineering Depart, MEHS Program, 235 Voss-Kovach Hall, 1305 Ordean Court, Duluth, Minnesota 55812-3042

Dr. Qiang Cheng, Ph.D.

Assistant Professor, Computer Science Department Southern Illinois University Carbondale Faner Hall, Room 2140-Mail Code 45111000 Faner Drive, Carbondale, IL 62901

Dr. Carlos Barrios, PhD

Assistant Professor of Architecture, School of Architecture and Planning, The Catholic University of America

Y. Benal Yurtlu

Assist. Prof. Ondokuz Mayıs University

Dr. Lucy M. Brown, Ph.D.

Texas State University, 601 University Drive, School of Journalism and Mass Communication, OM330B, San Marcos, TX 78666

Dr. Paul Koltun

Senior Research Scientist LCA and Industrial Ecology Group, Metallic & Ceramic Materials CSIRO Process Science & Engineering

Dr. Sumeer Gul

Assistant Professor, Department of Library and Information Science, University of Kashmir, India

Dr. Chutima Boonthum-Denecke, Ph.D

Department of Computer Science, Science & Technology Bldg., Rm 120, Hampton University, Hampton, VA 23688

Dr. Renato J. Orsato

Professor at FGV-EAESP, Getulio Vargas Foundation, São Paulo Business School, Rualtapeva, 474 (8º andar) 01332-000, São Paulo (SP), Brazil

Dr. Wael M. G. Ibrahim

Department Head-Electronics Engineering Technology Dept. School of Engineering Technology ECPI College of Technology 5501 Greenwich Road - Suite 100, Virginia Beach, VA 23462

Dr. Messaoud Jake Bahoura

Associate Professor-Engineering Department and Center for Materials Research Norfolk State University, 700 Park avenue, Norfolk, VA 23504

Dr. V. P. Eswaramurthy M.C.A., M.Phil., Ph.D.,

Assistant Professor of Computer Science, Government Arts College (Autonomous), Salem-636 007, India.

Dr. P. Kamakkannan, M.C.A., Ph.D.,

Assistant Professor of Computer Science, Government Arts College (Autonomous), Salem-636 007, India.

Dr. V. Karthikeyani Ph.D.,

Assistant Professor of Computer Science, Government Arts College (Autonomous), Salem-636 008, India.

Dr. K. Thangadurai Ph.D.,

Assistant Professor, Department of Computer Science, Government Arts College (Autonomous), Karur - 639 005, India.

Dr. N. Maheswari Ph.D.,

Assistant Professor, Department of MCA, Faculty of Engineering and Technology, SRM University, Kattangulathur, Kanchipuram Dt - 603 203, India.

Mr. Md. Musfique Anwar B.Sc (Engg.)

Lecturer, Computer Science & Engineering Department, Jahangirnagar University, Savar, Dhaka, Bangladesh.

Mrs. Smitha Ramachandran M.Sc (CS),

SAP Analyst, Akzonobel, Slough, United Kingdom.

Dr. V. Vallimayil Ph.D.,

Director, Department of MCA, Vivekanandha Business School For Women, Elayampalayam, Tiruchengode - 637 205, India.

Mr. M. Moorthi M.C.A., M.Phil.,

Assistant Professor, Department of computer Applications, Kongu Arts and Science College, India

PremaSelvaraj Bsc, M.C.A., M.Phil

Assistant Professor, Department of Computer Science, KSR College of Arts and Science, Tiruchengode

Mr. G. Rajendran M.C.A., M.Phil., N.E.T., PGDBM., PGDBF.,

Assistant Professor, Department of Computer Science, Government Arts College, Salem, India.

Dr. Pradeep H Pendse B.E., M.M.S., Ph.d

Dean - IT, Welingkar Institute of Management Development and Research, Mumbai, India

Muhammad Javed

Centre for Next Generation Localisation, School of Computing, Dublin City University, Dublin 9, Ireland

Dr. G. GOBI

Assistant Professor-Department of Physics, Government Arts College, Salem - 636 007

Dr. S. Senthilkumar

Post Doctoral Research Fellow, (Mathematics and Computer Science & Applications), Universiti Sains Malaysia, School of Mathematical Sciences, Pulau Pinang-11800, [PENANG], MALAYSIA.

Manoj Sharma

Associate Professor Deptt. of ECE, Prannath Parnami Institute of Management & Technology, Hissar, Haryana, India

RAMKUMAR JAGANATHAN

Asst-Professor, Dept of Computer Science, V.L.B Janakiammal college of Arts & Science, Coimbatore, Tamilnadu, India

Dr. S. B. Warkad

Assoc. Professor, Priyadarshini College of Engineering, Nagpur, Maharashtra State, India

Dr. Saurabh Pal

Associate Professor, UNS Institute of Engg. & Tech., VBS Purvanchal University, Jaunpur, India

Manimala

Assistant Professor, Department of Applied Electronics and Instrumentation, St Joseph's College of Engineering & Technology, Choondacherry Post, Kottayam Dt. Kerala -686579

Dr. Qazi S. M. Zia-ul-Haque

Control Engineer Synchrotron-light for Experimental Sciences and Applications in the Middle East (SESAME), P. O. Box 7, Allan 19252, Jordan

Dr. A. Subramani, M.C.A., M.Phil., Ph.D.

Professor, Department of Computer Applications, K.S.R. College of Engineering, Tiruchengode - 637215

Dr. Seraphin Chally Abou

Professor, Mechanical & Industrial Engineering Depart. MEHS Program, 235 Voss-Kovach Hall, 1305 Ordean Court Duluth, Minnesota 55812-3042

Dr. K. Kousalya

Professor, Department of CSE, Kongu Engineering College, Perundurai-638 052

Dr. (Mrs.) R. Uma Rani

Asso.Prof., Department of Computer Science, Sri Sarada College For Women, Salem-16, Tamil Nadu, India.

MOHAMMAD YAZDANI-ASRAMI

Electrical and Computer Engineering Department, Babol "Noshirvani" University of Technology, Iran.

Dr. Kulasekharan, N, Ph.D

Technical Lead - CFD, GE Appliances and Lighting,
GE India, John F Welch Technology Center, Plot # 122, EPIP, Phase 2, Whitefield Road, Bangalore – 560066, India.

Dr. Manjeet Bansal

Dean (Post Graduate), Department of Civil Engineering, Punjab Technical University, Giani Zail Singh Campus, Bathinda -151001 (Punjab), INDIA

Dr. Oliver Jukić

Vice Dean for education, Virovitica College, Matije Gupca 78, 33000 Virovitica, Croatia

Dr. Lori A. Wolff, Ph.D., J.D.

Professor of Leadership and Counselor Education, The University of Mississippi, Department of Leadership and Counselor Education, 139 Guyton University, MS 38677

Contents

PREDICTION OF GROUNDNUT LEAF DISEASE DETECTION AND CLASSIFICATION-COMPARATIVE REVIEW OF MACHINE LEARNING TECHNIQUES AND THEIR ANALYSIS [1562]
--	--------------

Prediction of Groundnut Leaf Disease Detection and Classification-Comparative Review of Machine Learning Techniques and their Analysis

T. Kosalairaman

Research Scholar, Department of Computer Science,
Dr.N.G.P Arts and Science College, Bharathiar University, Coimbatore, Tamilnadu, India.

Dr.A.Nirmala

Professor and Head, Department of Computer Science with Cognitive Systems,
Dr.N.G.P Arts and Science College, Bharathiar University, Coimbatore, Tamilnadu, India.

ABSTRACT

The world's largest producer of groundnuts is India. The edible leguminous oilseed groundnut (*Arachis hypogaea* L.) is a significant crop. The groundnut's economic productivity is constrained by Groundnut Diseases attack is a significant causing low yield. In comparison to many other crops, groundnut crops are far more susceptible to diseases assault. In this work, with the aim of enhancing production through disease prevention and detection in several agricultural domain sectors. We proposed a deep-learning-based technique for identifying Groundnut diseases and Classification in a variety of Leafs using the plant village dataset, with the goal of increasing production through disease prevention and detection in diverse agricultural domain sectors. Many researchers have worked upon Groundnut leaf disease diagnosis and prognosis; each approach has a distinct accuracy rate, which changes depending on the scenario and datasets utilized. Our primary goal is to compare several current ML & Deep Learning approaches in order to identify the best effective method that would support the huge dataset with high efficiency of Predictions for Groundnut Leaf Disease Detection.

Keywords:

Groundnut Leaf Diseases and Classification, Machine Learning, Deep Learning, SVM, KNN, ANN, Random Forest, Decision Trees, CNN.

I. INTRODUCTION

Agriculture is important in India because of the nation's fast growing population and rising food demand. Therefore, it is necessary to boost agricultural productivity. A substantial contributor to decreased agricultural productivity is disease caused by bacteria, viruses, and fungus. Farmers may collect data and information to maximise agricultural output by using information technology and precision agriculture. Precision agriculture, a relatively new technology, provides cutting-edge techniques to increase farm output. By utilizing this cutting-edge technology, agriculture may achieve economic success. Detecting plant pests, weeds, increasing crop productivity, finding plant diseases, and other uses are all possible with precision agriculture. Pesticides are used by farmers to eradicate pests, stop the spread of disease, and increase agricultural production. Crop diseases are leading to issues with poor output and financial losses for farmers and the agriculture sector. It is now required to identify the illness and its severity. The key to a successful farming system is identifying Groundnut Plant diseases.

Despite the fact that agriculture is the country's primary economic activity, industry today requires the most assistance. Over 70% of the population of India, a nation with a population of over a billion, lives in rural areas, and 40% of the labour force is employed there. Adama Zongo et al.[31] proposed Groundnut

Plant illness can directly result in stunted growth, which has a negative impact on production. When it comes to nourishment, plants are a valuable resource for everyone. It is crucial to check if the Groundnut plant is free of the illness. Diseases must be detected if it manifests itself. There are several models available that may be used to identify and categorise Groundnut plant leaf diseases. The edible leguminous oilseed groundnut (*Arachis hypogaea* L.) is a significant crop. The groundnut's economic productivity is constrained by diseases.

Frederick Kankam et al. [1] wrote a paper on how to classify Early leaf spot (*Phyllosticta arachidishypogaea*), Late leaf spot (*Cercospora personatum*) peanut-hypogaea disease using Bio - Control Method. As a direct consequence of the widespread cultivation of groundnut, a number of biotic and abiotic factors have combined to create a substantial obstacle in the path of the successful growth of groundnut. *Sclerotinia* blight (*Sclerotinia sclerotiorum*), *Botrytis* blight (*Botrytis cinerea*), Charcoal rot (*Macrophomina phaseolina*), *Cylindrocladium* black rot (*Cylindrocladium crotalariae*), Rust (*Puccinia arachidis*), and *Puccinia* blight (*Puccinia arachidis*) are only a few of the The tomato spotted wilt virus (TSWV) & peanuts bud necrosis virus are two of the same family.

Ekta Joshi et al.[22] proposed recently, the deadly groundnut disease caused by *Sclerotium rolfsii* has spread to India. It resulted in a groundnut crop loss of 80%. According with a 59% frequency, stem rot brought on by *Sclerotium rolfsii* (*Corticium rolfsii*) is one of the worst dangers in India. It is possible to put a halt to it by applying techniques for recognizing illnesses that might affect groundnut plants. Because of the high focus that machine learning approaches put on the information itself and the significance that they put on the results of specific activities, these techniques may be utilized to diagnose diseases.

Divyanshu Varshney et al.[2] - The primary objective of this study is to investigate the various ML and DL algorithms that have been successful in assisting humans with the predictions of Groundnut Leaf Diseases & Classification. Our primary objective is to identify

the groundnut leaf disease prediction algorithm that is most suited to our needs in terms of both accuracy and suitability. Yu Liang et al. [11] In order to accomplish this, we have researched and analyzed the previous studies of Groundnut Leaf Disease prediction algorithms. The authors, Neha Suresh et al. [12] In light of this, we have partitioned our review paper into a variety of parts, each of which will provide a comparative examination of the various algorithms in terms of the accuracy rate that they achieve. Following the conclusion of that comparison, we will focus on the machine learning method that is best suited for the prediction of Groundnut Leaf Disease.




Fig. 1 Sample dataset images belongs to the groundnut leaf diseases

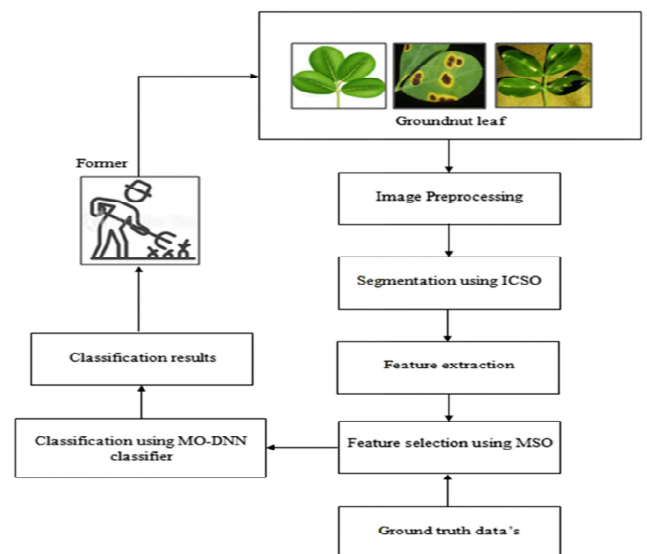


Fig. 2 Machine and Deep Learning Architecture for Detection and Classification of Groundnut Leaf Disease

II LITERATURE REVIEW

1.MACHINE LEARNING TECHNIQUES FOR PREDICTION OF GROUNDNUT LEAF DISEASES DETECTION AND CLASSIFICATION

Abu Sarwar Zamani et al.[9] proposed large quantity of data, the ML model examines the data, and we may make a forecast about the future based on the notion of that training model [10]. ML is an automated learning approach in which the algorithms are built to find out from previous datasets. The following is a list of the important machine learning methods that may be used for the prediction and classification of plant diseases.

A.ARTIFICIAL NEURAL NETWORK (ANN)

The ANN [28] is maybe a method that is used often in the data mining process. There are three different types of layers that make up an ANN: The initial data are stored in the NN's input layer. The outstanding effectiveness of neural networks in areas such as data transformations and the generation of automated features, among other areas, is due to the presence of hidden layers. The output layer is responsible for making the definitive forecast. This method is used in order to identify the pattern that is excessively intricate. Processing in parallel, storing data in a distributed memory, arriving at a collective solution, and specifying requirements are all required for algorithms.

B.LOGISTICS REGRESSION (LR)

It is a method for supervised learning that incorporates a greater number of dependent variables. The answer that is produced by using this technique is in binary form. The ongoing result of certain data may be obtained via the use of logistics regression. The core of this technique is a statistical model that uses a binary variable.

C.K-NEAREST NEIGHBOR (KNN)

G.Valarmathi et al.[18] proposed The process of pattern recognition makes use of this algorithm. It is a useful method for predicting illnesses that affect plant leaves. Each category has been assigned the same level of significance so that the pattern may be identified. K. Suganya Devi and colleagues [23]

suggested using K Nearest Neighbor to retrieve comparable highlighted data from a massive dataset. We categories a large dataset based on the degree to which its characteristics are comparable to one another[26][29].

D.DECISION TREE (DT)

Shruthi et al.[27] proposed The segmentation and regression models serve as the foundation for the decision tree. A reduced number of subsets are created from the original dataset. The predictions that can be made with this more limited body of information have the greatest possible degree of accuracy. The CART and conditional trees are both part of the decision tree approach.

E. NAIVE BAYES ALGORITHM (NB)

Utilizing this model allows one to make the assumption of a substantial training dataset. The Bayesian approach is used by the program in order to determine the probability [27]. The authors SukhvirKaur et al.[29] claimed that it offers the highest possible accuracy when computing the probability of noisy information that is utilized as an input.

F.SUPPORT VECTOR MACHINE (SVM)

It is a kind of supervised learning technique that may be used to issues involving classification as well as regression [2]. This literature, which was written by Stefania Barburiceanu and others[19][26], includes both theoretical and numerical functions that may be used to resolve the regression issue. During the process of making predictions using massive datasets, it offers the highest possible accuracy rate.

G.RANDOM FOREST (RF)

The RF method [17][29] is based on supervised learning, is used to tackle issues involving classification & regression. It's a fundamental component of machine learning that's used to make forecasts about future data based on analyses of the data that came before [30].

H.K MEANS ALGORITHM

Vijai Singh et al.[24] introduced A clustering technique known as K means. This algorithm produces a division of the information in the form of tiny clusters. This algorithm was introduced by MonishankerHalder et al. [28], and its purpose is to determine the degree of similarity between various data points. The precise data points comprise at least one cluster that is best suited for the examination of large datasets [33].

2. DEEP LEARNING TECHNIQUES FOR PREDICTION OF GROUNDNUT LEAF DISEASES DETECTION AND CLASSIFICATION

A Highly comprehensive form of ANN is known as deep learning. The architecture of the algorithms used in deep learning consists of many layers [15], [21]. These techniques are utilized to handle large amounts of environmental data and can detect all data from a range of categories [25]. Once we have a significant quantity of data that has not been labeled, we most often turn to unsupervised deep learning algorithms [16].

A.CONVOLUTIONAL NEURAL NETWORK

Andr'eAbade a et al.[14] During the preparation phase, CNN employs to explore the different sets of data in order to examine the plant leaf diseases database in the form of pictures. Using certain filters, CNN is able to capture the various characteristics of images. The pooling layer, the convolutional layer, the classification layer, and the fully connected layer are the four different types of layers. CNN is that which is formed by combining all of these levels.

B. REGIONS WITH CONVOLUTIONAL NEURAL NETWORK(R-CNN)

Changjian Zhou and colleagues [20] made a proposal. In the fields of computer vision & image processing, a group of ML models known as regions with CNN, or R CNNs, is deployed. The primary objective of every R-CNN is to recognize objects in any input picture and define borders around them. R-CNNs were developed specifically for the task of object detection. The process of locating and categorizing various things present in a picture is referred to as

object detection. One method for deep learning is called regions with convolutional neural networks (R-CNN). A CNN may be a class of neural network, and it may contain some hidden states and perform nonlinear transformation of the inputs within the network. It can handle a series of inputs by employing the same variables at each layer, reducing the difficulty of those factors more precisely than other neural networks. It cannot, however, handle an excessive amount of input sequences using the ReLU and Tanh activating functions.

III. MACHINE LEARNING ALGORITHMS FOR PREDICTION OF GROUNDNUT LEAF PEST PERCEPTION & CATEGORIZATION

A.NONLINEARALGORITHMS

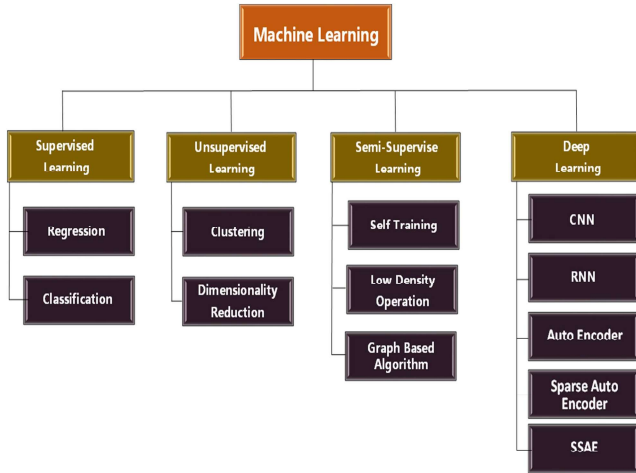
Nonlinear methods such as RF, NB, SVM and K Nearest Neighbor were utilized in comparison by researchers for the Prognosis of Groundnut Leaf Pest. Following the investigation, the authors discovered that the delicacy level of the RF method was 92.2, while the sensitivity of the Bagging algorithm was 92.2. The authors employed the Support Vector Machine (SVM) for the Sense of Groundnut Leaf Pest, which is a recursive point exclusion method with a predictive machine literacy model. For Groundnut Leaf Pest Perception and Categorizing, Support Vector Machine, Decision Tree, Naive Bayes and K Nearest Neighbor were utilized.

B. LINEAR AND NONLINEAR ALGORITHM

Arpan Singh Rajput et al.(7) proposed For the prediction of Groundnut Leaf Pest Perception and Categorizing, features selection and feature birth methods based on Artificial Neural Network (ANN), Support Vector Machine (SVM) and Naive Bayes (NB) were used. A feature selection is the selection of sub features from a large dataset to aid in the calculating process.

K. GowrishankarEtal.(13) Coloration grounded Feature selection (CFS), Linear Discriminant Analysis, and Recursive Feature Elimination were used by the authors to compare each system. Following a comparative

examination using various feature selection techniques, the authors discovered that the ANN had a higher delicacy rate than the alternative algorithms. The SVM delicacy was 95.3, the ANN delicacy was 96.9, and the NB delicacy was 91.



C. NONLINEAR AND ENSEMBLE ALGORITHM

Archana Chaudhary et al. (32) The suggested Decision Tree, Naive Bayes, and K Nearest Neighbor were compared on a dataset for Groundnut Leaf Pest Perception and Categorizing. To examine the effectiveness of each algorithm, authors discovered that The NB method had a delicacy of 95.99, which was greater than the decision tree with K Nearest Neighbor algorithms. Five nonlinear machine learning algorithms were examined for Groundnut Leaf Pest Perception and Categorizing: Multi-Layer Perceptron (MLP), K Nearest Neighbors (KNN), Categorizing And Regression Tree, Support Vector Machines (SVM), and Gaussian Naive Bayes. The author's main goal was to compare the efficacy and efficacy of algorithms for Groundnut Leaf Pest Perception and Categorizing. The author also independently assessed the delicacy of each algorithm.

To manage the large number of classes based on probabilistic propositions, the Naive Bayes probabilistic model is utilized. The authors discovered that the delicacy position of Naive Bayes was 82.6, whereas the delicacy of the best appropriate algorithm for Groundnut Leaf Pest Perception and Categorizing was 82.6.

For the Groundnut Leaf Pest Perception and Categorizing, researchers used Naive Bayes, Random Forest, Logistics Regression, Multi-Layer Perceptron, and K Nearest Neighbors. Each method was tested on a dataset to determine its delicacy.

D. DEEP LEARNING ALGORITHM

RutujaRajendraPatil et al. (5) To predict Plant Leaf Pest Perception and Categorization, the authors used a deep learning system with machine learning algorithms such as Naive Bayes, Decision Tree, Support Vector Machine (SVM), and Random Forest. Sunil C. and co. Following a comparative analysis of Decision Tree, Naive Bayes, Random Forest, and Support Vector Machine (SVM), the authors discovered that the algorithm's delicacy rate is higher with EfficientNet and CNN(98.26).

Deep learning methods such as Stack Sparse Auto Encoder (SSAE), meager bus Encoder (SAE), and Convolutional Neural Network (CNN) were utilized to develop Groundnut Leaf Pest Perception and Categorizing with no errors. The delicacy of SSAE, SAE, and CNN was individually 98.9, 98.5, and 97.

Siddhartha Das et al. (3) provided an end-to-end training strategy for the discovery of Groundnut Leaf Pest Perception and Categorizing utilizing a deep learning algorithm.

Tarunkumarreddy et al. (4) proposed using the Confusion matrix to construct the Resnet50 & VGG16 patch classifiers. DL technology was used to dissect the Leaf images, learning effectiveness was evaluated using multiple training sets, while image visualization was enhanced by introducing more and additional patches surrounding the ROI and in the backdrop.

IV. DISCUSSION

This work focuses on numerous machine learning and deep learning strategies for detecting and classifying groundnut leaf diseases.

Following a comparison of such methods, we determined that the ML algorithm SVM is the best fit for detecting and classifying Groundnut Leaf Diseases. ML and DL technologies are already being used to predict the detection and

classification of Groundnut Leaf Disease. The algorithms' accuracy vary depending on the dataset. As a consequence, we continue to seek advanced level models and methodologies, such as DL and ML algorithms.

The key issue in predicting Groundnut Leaf Disease Detection and Classification using machine learning and deep learning approaches is the availability of datasets. Each approach requires a considerable amount of training data in order to do computational measurements, however many researchers are now attempting to making the datasets open source & available in the form of raw pictures.

V.CONCLUSION

In this research, evaluated several ML and DL techniques for the recognition and categorization of groundnut plant disease. Our primary goal is to identify the best algorithm for predicting the incidences of Groundnut Leaf disease. The major purpose of this study is to highlight all existing research of ML algorithms employed in the prediction of Groundnut Leaf disease. This article also contains all of the knowledge required for novices to investigate machine learning algorithms in order to build a firm foundation in deep learning. This research starts with a review of the many varieties of Groundnut Leaf Disease Detection and Classification, with the purpose of infusing some knowledge about the major types, symptoms, and causes of Groundnut Plant Disease Detection. Then, a review of the key ML methods, ensembles approaches, and DL techniques was provided, and these techniques significantly expand the algorithms used for Groundnut Leaf Disease Detecting predictions. There are still certain difficulties that need to be resolved with future effort. Researchers may overcome the limitations of accessible datasets by using data augmentation methods. Researchers should evaluate the concerns of inequality of positive and negative data since it might lead to bias toward positive or negative prediction. Another critical problem that must be addressed is the uneven amount of Groundnut Plant Disease Detection photos vs afflicted patches for accurate diagnosis and prediction of Groundnut Leaf Disease Detection and Classification.

REFERENCES

- [1] Leaf spot disease of groundnut: A review of existing research on management strategies – Frederick Kankam, Isaac Boatey Akpatsu & Theophilus KwablaTengey (2022).
- [2] Machine Learning Techniques for Plant Disease Detection - DivyanshuVarshney Burhanuddin Babukhanwala & Javed Khan. ISBN:978-1-6654-1571-2,IEEE Xplore(2022).
- [3] Application of machine learning: a recent advancement in plant diseases detection - Siddhartha Das¹ *, SudeeptaPattanayak ,PrateekRanjanBehera - Journal of Plant Protection Research, ISSN 1427-4345(2022).
- [4] Leaf Disease Detection Using Deep Learning & MI Techniques - T. Tarunkumarreddy ,K.Prudhvi Dr. R. Maruthumuthu³ – 2022.
- [5] Comparison of Artificial Intelligence Algorithms in Plant Disease Prediction - RutujaRajendraPatil, Sumit Kumar, Ruchi Rani – 2022.
- [6] Cardamom Plant Disease Detection Approach Using EfficientNetV2 SUNIL C. K., (Student Member, IEEE), Jaidhar C. D., And NagammaPati(IEEE) – 2022.
- [7] A Study on Various Methodologies for Plant Leaf Disease Detection and Classification - Arpan Singh Rajput* ¹ Dr. Shailja Shukla, Dr. S. S. Thakur – 2022.
- [8] Plant Leaf Disease Detection Using Machine Learning - Jayshree Hajgude¹, Jayesh Kriplani², Dhiraj Chhabria³, Anish Verliani⁴ – 2022
- [9] Performance of Machine Learning and Image Processing in Plant Leaf Disease Detection - Abu SarwarZamani ,L. Anand , KantilalPitambarRane , P. Prabhu , Ahmed MateenButtar,HarikumarPallathadka , AbhishekRaghuvanshi , and Betty NokobiDugbakie – 2022.
- [10] A Survey On Plant Disease Detection Using Machine Learning Techniques - Kratika Sharma – 2022.
- [11] Automatic Identification of Peanut-Leaf Diseases Based on Stack Ensemble Haixia Qi ^{1,2,3,*}, Yu Liang ^{1,2}, Quanchen Ding ⁴ and Jun Zou ^{1,2} – 2021.
- [12] Predicting Groundnut Disease usingCNN Models - Neha Suresh Dr.AnandiGiridharan – 2021.
- [13] A Hybrid Model for Pest identification in Groundnut Plants using BLR and SVM Techniques - Mr. K. Gowrishankar, Dr.S.LakshmiPraba, Ph.D² ,V.Divya Darshini³ – 2021.

- [14] Plant diseases recognition on images using convolutional neural networks: A systematic review AndréAbade a,* , Paulo Afonso Ferreira b, Flavio de Barros Vidal c – Elsevier – 2021.
- [15] Plant Disease Detection A Review on Various Image Processing Technologies and ML - Reenu Susan Joseph Kottayam, India – 2021.
- [16] Advanced agricultural disease image recognition technologies: A review Yuan Yuan a, Lei Chen a,* , Huarui Wu b,* , Lin Li c – 2021.
- [17] Analyzing the best machine learning algorithm for plant disease Classification Neelakantan . P – Elsevier – 2021.
- [18] CNN algorithm for plant classification in deep learning - G. Valarmathi a,†, S.U. Suganthi a, V. Subashini a, R. Janaki a, R. Sivasankari a, S. Dhanasekar b Elsevier– 2021.
- [19] Convolutional Neural Networks for Texture Feature Extraction. Applications to Leaf Disease Classification in Precision Agriculture - StefaniaBarburiceanu Serban Meza , (Member, Ieee), BogdanOrza , Raul Malutan, And Romulus Terebes, (Member, IEEE) Communications Department, Technical University of Cluj-Napoca, 400114 Cluj-Napoca, Romania Corresponding author: StefaniaBarburiceanu – 2021.
- [20] Grape Leaf Spot Identification Under Limited Samples by Fine Grained-GanChangjian Zhou 1,2, Zhiyao Zhang3 , Sihan Zhou3 , Jinge Xing2 , Qiufeng Wu 4 , And Jia Song1 – IEEE – 2021.
- [21] Diagnosis of Groundnut Plant Leaf Disease using Threshold Based Color Segmentation and Artificial Neural Network - Mr. K. Gowrishankar, Dr.S.LakshmiPrabha – 2020.
- [22] D i s e a s e s o f Groundnut and Their Control Measures - Ekta Joshi* , Deep Singh Sasode, Neelam Singh and NamrataChouhan – 2020.
- [23] H2K – A robust and optimum approach for detection and classification of groundnut leaf diseases - K. SuganyaDevia,* , P. Srinivasanb , SivajiBandhopadhyaya – 2020.
- [24] A review of imaging techniques for plant disease detection - Vijai Singh * , NamitaSharma, Shikha Singh – 2020.
- [25] Survey On Plants Disease Detection Using Machine Learning - Preetha S1, MusqanArshad2 – 2020.
- [26] Detection and Classification of Groundnut Leaf Diseases using KNN classifier - M.P.Vaishnnave1 –IEEE- 2019.
- [27] A Review on Machine Learning Classification Techniques for Plant Disease Detection - Mrs. Shruthi U & Dr. Nagaveni – IEEE – 2019.
- [28] Plant Disease Detection By Image Processing: A Literature Review - Monishanker Halder1* , Ananya Sarkar1, Habibullah Bahar1 – 2019.
- [29] Plants Disease Identification and Classification Through Leaf Images: A Survey Sukhvir Kaur1 • Shreelekha Pandey1 – Springer – 2018.
- [30] Plant Disease Detection Using Machine Learning - Shima Ramesh – 2018.
- [31] SSR markers associated to early leaf spot disease resistance through selective genotyping and single marker analysis in groundnut (Arachishypogaea L.) - Elsevier – 2017.
- [32] A hybrid ensemble for classification in multiclass datasets: An application to oilseed disease dataset ArchanaChaudhary a,† , SavitaKolhe b , Raj Kamal - Elsevier – 2016.
- [33] Plant Diseases Detection Using Image Processing Techniques Shivani K. Tichkule ,Prof. Dhanashri. H. Gawali – IEEE – 2012



October 2023

Vol - 13 No - 10

@IJITCE Publication